

Results report

Adaptive Adobe Photoshop 2024 Assessment Test With In-Application



Mr. A.

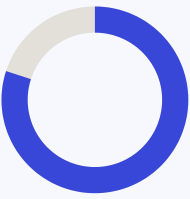
Group 1

Skill Level: Advanced - 4/5

Time: 15:04

Test date: August 4, 2025

1. Result



Skill Level: Advanced - 4/5

The candidate demonstrates strong skills in image corrections, exports, and basic interface navigation. They excel at adjusting image properties, converting images to black and white, and using hue adjustment layers. However, they struggle with advanced techniques like layer management, smart filters, and script creation. The candidate shows proficiency in web export functions and basic tool usage, but needs improvement in more complex Photoshop operations.

2. Analysis

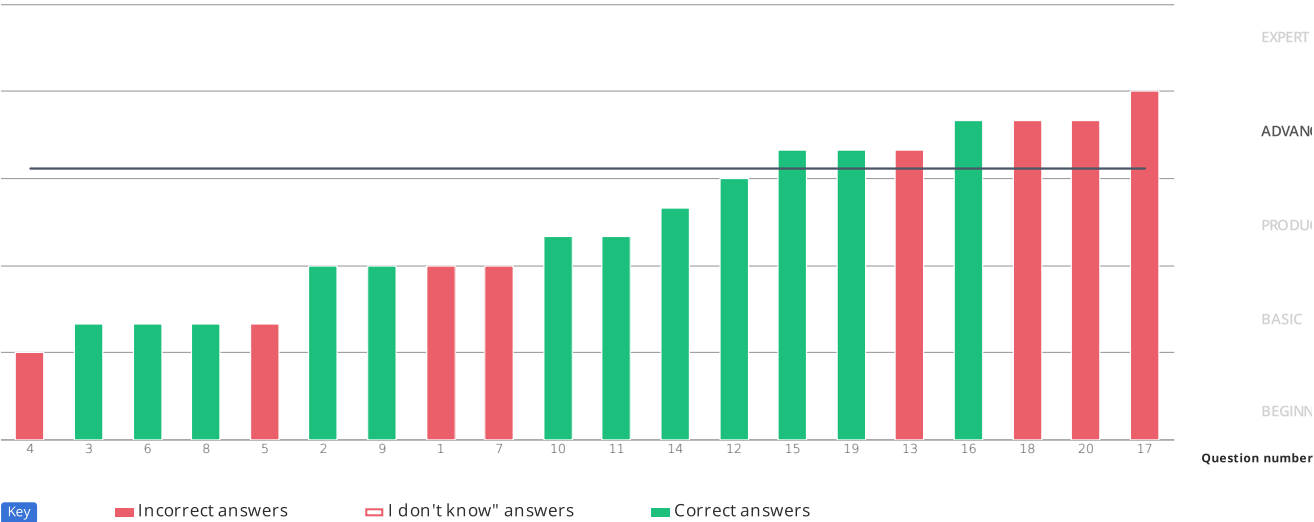
Progressive estimate of candidate level

This chart shows how the system adapted the difficulty level of the questions to candidate responses as the test progressed. The grey line shows the candidate's estimated skill level before each question.



Questions ordered by difficulty level

This chart shows the questions the candidate was asked, by level difficulty.



3. Domains

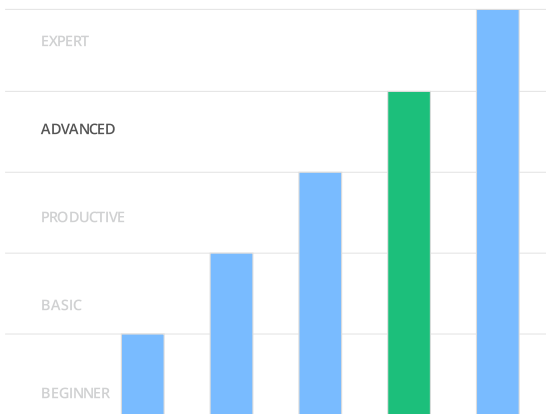
Interface, Digital Workspace, and Fundamentals



AI analysis of answers

The domain 'Interface, Digital Workspace, and Fundamentals' encompasses skills such as creating, opening, and saving documents; understanding digital graphics; image structure; colorimetry; formats; and keyboard shortcuts. The candidate demonstrates a productive skill level of 3/5. They are able to identify file tab information accurately and define bitmap mode effectively. However, they struggle with defining the pen tool and using the patch tool efficiently. Their knowledge is solid in basic operations like using layers but lacks depth in more advanced tasks involving specific tools.

Geometry and Image Corrections



AI analysis of answers

In 'Geometry and Image Corrections', which involves cropping images, adjustment layers usage, artistic retouching applications, etc., the candidate shows an advanced skill level of 4/5. They excel at applying filters even on complex practical exercises positively impacting their overall score significantly. The candidate understands how to use hue adjustment layers well while also distinguishing between various retouching tools effects proficiently demonstrating strong command over both fundamental corrections techniques along with sophisticated editing processes.

3. Domains

Silhouetting, Masks, and Photomontages



AI analysis of answers

The domain of Silhouetting, Masks, and Photomontages covers skills such as organizing layers, overlaying visuals, and using layer blending modes. The candidate is at a productive skill level (3/5). They understand the effects of retouching tools but struggle with managing layers and adding layer masks. In terms of sub-skills: 1) Layer Management - the candidate does not seem to know how to manage layers effectively; 2) Mask Application - they can't add a layer mask successfully; 3) Tool Effects - they are able to differentiate between retouching tool effects well.

Graphic Functions and Effects, Exports, and Automation



AI analysis of answers

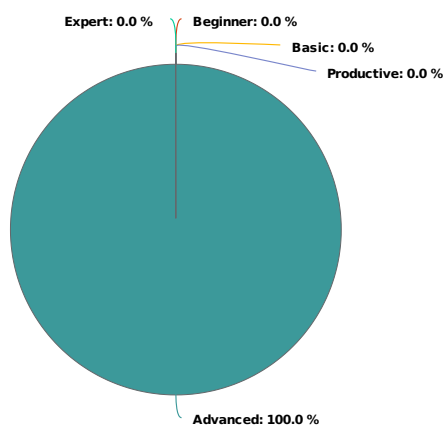
This domain assesses proficiency in applying filters, styles, settings for exports and automation in Photoshop. The candidate demonstrates a productive skill level (3/5). For sub-skills: 1) Export Settings - while understanding exporting web interfaces with transparency well enough to succeed on moderate tasks like 'Exporting Web Interface', they struggle with setting image resolution for specific formats like Retina screens; 2) Automation - creating scripts or actions seems challenging despite knowing basic steps involved; however their success on practical exercises positively impacts their overall assessment.

4. List of questions

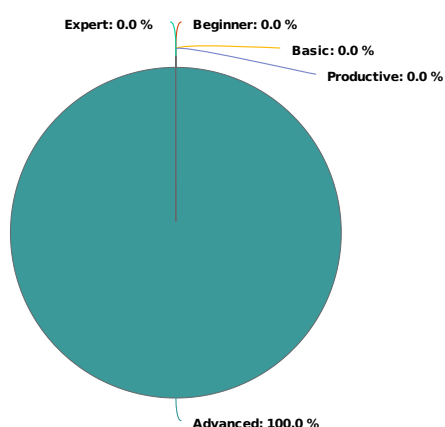
Number	I.D.	Question	Time spent	Correct
1	PHO24EN00131	Using the Patch Tool	26s	✗
2	PHO24EN00083	Correcting the Image in Highlights	32s	✓
3	PHO24EN00145	Applying a Filter In-app	1:38	✓
4	PHO24EN00096	Adding a Layer Mask	18s	✗
5	PHO24EN00058	Setting the Image Resolution for the Web	1:21	✗
6	PHO24EN00020	Using the Layers Eye Tool	24s	✓
7	PHO24EN00045	Managing Layers	48s	✗
8	PHO24EN00091	Exporting Web Interface	1:06	✓
9	PHO24EN00066	Identifying Accurately the File Tab Informations	1:15	✓
10	PHO24EN00063	Exporting for the Web with Transparency	18s	✓
11	PHO24EN00127	Creating a Script/Action	20s	✓
12	PHO24EN00028	Using the Hue Adjustment Layer	18s	✓
13	PHO24EN00006	Defining Pen Tool	12s	✗
14	PHO24EN00106	Using the Invert	46s	✓
15	PHO24EN00138	Converting a Complex Image Into a Black & White Image	1:22	✓
16	PHO24EN00114	Making a Difference Between Retouching Tools Effects	42s	✓
17	PHO24EN00120	Creating an Order of Steps to Create a Script	54s	✗
18	PHO24EN00117	Using Smart Filter	19s	✗
19	PHO24EN00023	Defining Bitmap Mode	1:21	✓
20	PHO24EN00059	Setting the Export Format for Retina Screens	44s	✗

5. Ranking

The candidate ranks among the 100% of test-takers within your account who have achieved the Advanced level.



The candidate ranks among the 100% of test-takers worldwide who have achieved the Advanced level.



6. Other informations

Administrator comments

There is no administrator comment.

Candidate comments

The candidate has not left any comment.

Test protocol

No incident occurred during the test.

Exam protocol review comment

No comment for now